



Level: 6^{ème}

Skill: Speaking

Unit 1: AT SCHOOL

LESSON 3: THERE IS ONE PENCIL ON THE TABLE

SESSION 1.

Source: Learn it, do it 6^e

Situation d'apprentissage

Pendant le cours d'anglais au Collège Moderne de Koonan, dans le but de démontrer leur connaissance de l'emplacement des objets de la classe, les élèves de la 6^{ème} localisent ceux-ci à travers un jeu.

VOCABULARY	LANGUAGE FUNCTION	STRUCTURES
Numbers from 1 (one) to 10 ten	-Asking about numbers -Saying numbers	How many.....? There are..... There is.....

INPUT PHASE(20 min)

Vocabulary(10 min)

Let's count from **0** to **10**

0: zero / 1: one / 2: two / 3: three / 4: four / 5: five / 6: six / 7: seven / 8: eight / 9: nine / 10: ten

Language function: asking and giving the number (10 min)



A: **How many** chalks are there?



B: **There are** three chalks

A: **How many** boards are there?

B: **There is** oneboard



A: **How many** chairs are there?
 B: **There are no** chairs



PRACTICE PHASE

Activity 1: Match these numbers to the corresponding one in letter.


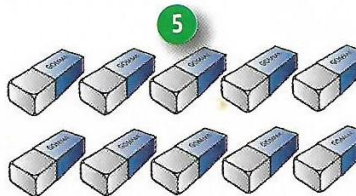
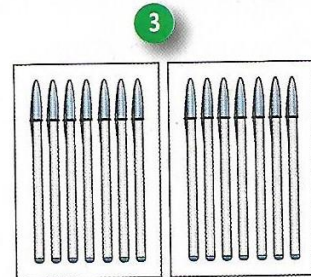
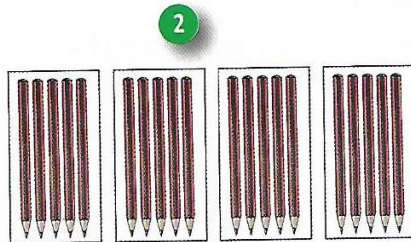
1	↘	Ten
2		Twenty
10		Sixteen
15		Nine
7		Two
20		Fifteen
16		Seven
9		One

Activity 2: Ask and answer questions about the pictures. Number 8 is an example.

Example :

A : How many rulers are there in the picture?

B : There are 18.



- 2- A: B:
- 3- A: B:
- 4- A: B:
- 5- A: B:
- 7- A: B:
- 8- A: B:

ACTIVITY 3: *Complete this dialogue between MrsBalo and her students like in number 1.*

MrsBalo : Good afternoon (1) ...**boys**and (2)

Pupils: Good afternoon, (3)

MrsBalo: Class, listen. (4) is Ali. He's a (5) And (6) is Affou.

She's.a (7) They are (8)

Pupils: Are you a (9)

MrsBalo: No, I'm not. I am a (10)

Pupils: (11) is Ali?

MrsBalo: He is a (12).....

Pupils: And (13) is Affou?

MrsBalo: She is a pupil (14)

SESSION 2:

Source: Learn it, do it 6^e

Situation d'apprentissage.

Pendant le cours d'anglais au Collège Moderne de Koonan, dans le but de démontrer leur connaissance de l'emplacement des objets de la classe, les élèves de la 6^{ème} localisent ceux-ci à travers un jeu.

VOCABULARY	LANGUAGE FUNCTION	STRUCTURES
Numbers from eleven (11) to Twenty (20)	Locating objects / people	Where is the pen? It is on / in / under the desk.

INPUT PHASE


Vocabulary

Let's count from **11** to **20**

11: eleven / 12: twelve / 13: thirteen / 14: fourteen / 15: fifteen / 16: sixteen /
17: seventeen / 18: eighteen / 19: nineteen / 20: twenty

Language function: Locating objects


- A: Where is the ruler?



B: It is **in** the schoolbag.




- A: Where is the schoolbag?




B: It is **on** the table.




- A: Where is the book?



B: It is **under** the table.




- A: Where is the dog?



B: It is **in front of** the table.



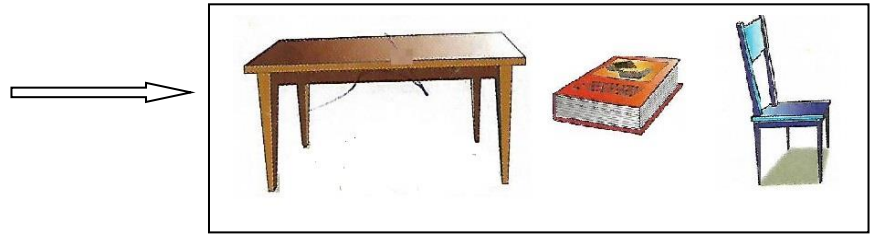
- A: Where is the dog?



B: It is **behind** the table.



- A: Where is the book?
- B: It is **between** the table and the chair.



PRACTICE PHASE

Activity 1: Write the missing numbers in full letters. Number 1 is an example.

Example: 1-Eleven

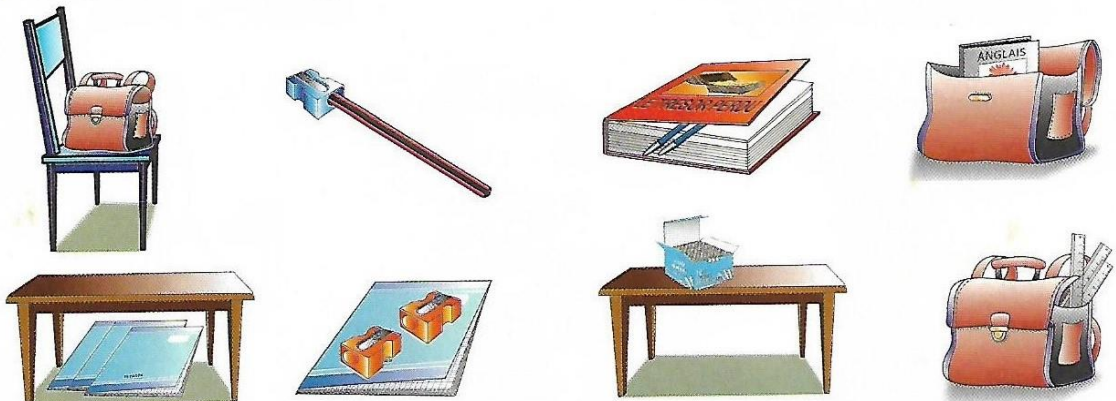
Ten, (1)....., twelve, (2)....., (3)....., fifteen, (4)....., seventeen, (5)....., nineteen, (6).....

Activity 2: Ask and answer questions with your neighbour. Do like in the Example below.

Example 1:

A: Where's the schoolbag ?

B : It's on the chair.



- 2- A: B:
- 3- A: B:
- 4- A: B:
- 5- A: B:
- 7- A: B:
- 8- A: B:

ACTIVITY3 : Match the questions from column A with their answers in column B. One answer in Column B is not concerned.

Example: 1-c

Column A	Column B
1-Where is Fanta	a-They are in my bag.
2-Where are the students?	b-They are on the wall.
3-Where is the board in 6ème 1?	C-She is between the door and the desk.
4-Where are your school things?	d-They are in the classroom.
5-Where are the posters?	e-It is in front the students
	f-We are in the classroom.

SESSION 3

Situation d'évaluation (Communication activity 1)

Le Club d'Anglais du Collège Moderne de Koonan organise une compétition à l'attention des élèves de la 6^{ème}. La compétition porte sur l'identification et la localisation des articles scolaires offerts par une ONG Américaine à l'établissement. En tant qu'élèves de la 6^{ème} 3, candidats et soucieux de gagner la compétition,

1. citez quelques articles scolaires ;
2. identifiez quelques articles fournis à l'établissement ;
3. construisez un dialogue dans lequel vous demandez puis répondez aux questions sur la localisation des articles que l'établissement vient de recevoir.

Situation d'évaluation (Communication activity 2)

A la fin de la première semaine de cours ; tu rencontres un élève d'une autre école que toi. Parles lui de ton professeur d'anglais et de ta classe :

- présente toi a celui que tu viens de rencontrer,
- dis-lui le nom de ton école et celui de ton professeur d'anglais
- demande-lui son nom et celui de son professeur d'anglais
- cite des objets que l'on peut trouver dans ta classe.

Situation d'évaluation 3:

With your partner ask and answer questions about the school objects and their possible location:

Example : A: Where's the pencil?

B: It's on the table

A: Where is the map?

B: It's on the wall

OBJECTS

- The pencil
- Your book
- The map
- The pen
- The rubber
- The school bag
- The box
- Your ruler

LOCATION

- On the wall
- In myschool bag
- Under the desk
- On the floor
- Under the chair
- In my desk
- On the table
- Under the table