



Level: 6^{ème}

Skill: Speaking

Unit 2: AT HOME

LESSON 3: The Kitchen

SESSION 1

Source: Learn it, do it 6^e











Situation d'apprentissage :

Une élève du Lycée Gouverneur Abdoulaye Fadiga et son amie libérienne font la vaisselle. Elles échangent sur les ustensiles et leurs rôles afin de bien les ranger.

TEACHING POINTS		
<p><u>VOCABULARY</u></p> <p>Sauce pan-knife-mortar-pestle-cup-plate-glass-to cut up-to cook-to pound</p>	<p><u>LANGUAGE FUNCTION</u></p> <p>Asking and answering questions about ongoing actions.</p>	<p><u>STRUCTURES</u></p> <p>What is X doing? He / She is cooking</p>

INPUT PHASE

Vocabulary

				
a sauce pan	a knife	a mortar	a pestle	a cup
				
a plate	a glass	to cut up	to cook	to pound

Language function : Asking and answering questions about ongoing actions



A: What **is** she **doing**?

B: She **is** **cutting** up the tomatoes




A: What **is** he **doing**?
 B: he **is** cooking

Note that to talk about actions which are taking place, we use the present progressive or continuous (**Verb+ing**)

PRACTICE PHASE

Activity 1: Write the names of the objects in the pictures below. Number 1 is an example



1-plate 2.

..... 3..... 4.....

Activity 2: Ask and answer questions. Number 1 is an example.

1. She / eat banana

What is she doing ?

She is eating banana

2. Your mother / drink Coca cola

3. Zokou and Koné / cook rice

ACTIVITY 3 : Entourez les ustensiles de cuisine dans cette liste

Bookcase -cup - TV set - pestle – plate – cooker - armchair – spoon - bedroom –knife - car – ladle- mortar

SESSION 2

Source: Learn it, do it 6^e











Situation d'apprentissage :

Une élève du Lycée Gouverneur Abdoulaye Fadiga et son amie Libérienne font la vaisselle. Elles échantent sur les ustensiles et leurs rôles afin de bien les ranger.

TEACHING POINTS		
<u>VOCABULARY</u> Jug-tap-stool- broom - to clean –to wash the dishes- to sweep	<u>LANGUAGE FUNCTION</u> Talking about repeated actions.	<u>STRUCTURES</u> Everyday my mother cooks rice

INPUT PHASE

Vocabulary

				
A stool	A broom	a frying pan	a spoon	a fork
				
A jug	to wash the dishes	to sweep the floor	to fry	to drink water

Language function: Talking about repeated actions

To talk about repeated actions, we use the present simple.

Examples: My sister **washes** the dishes everyday

I **drink** coffee every morning.

APPLICATION PHASE

Activity 1 : Entoure les noms d'ustensiles et d'actions dans la cuisine.

Play football - do the dishes - work - saucepan – fan -
Cut up banana - sing – frying pan – write - dance – meal
Walk – cook – eat – fry - armchair -

Activity2: Pose et répons aux questions selon l'exemple proposé dans le numéro 1.

1- (You / in the afternoon / wash the dishes)

A: What do you do in the afternoon?

B: I wash the dishes

2- (They / in the morning / drink tea)

3- (She / in the afternoon / eat alloco)

4- (You / everyday / sweep the living room)

Activity 3: Use the information in this table to write what each member of the family does. Write your answer like in the example.

Example: 1- MrsKitan cooks for the family every day

N	Members	Actions	Periods
1	MrsKitan	To cook for the family	Every day
2	Patrick	To sweep the floor	Every morning
3	Sarah and Jane	To wash the dishes	Every evening
4	Andrew	To set the table	Every day
5	Mr kitan	To clean the fridge	Every Saturday

1-Mrs Kitan.....

2-Patrick

3-Sarah and Jane.....

4-Andrew.....

5-Mrkitan.....

SESSION 3

Source: Learn it, do it 6^e

Situation d'évaluation (Communication activity1)

Pour sa fête d'anniversaire, un(e) élève du Lycée GAF de Touba invite son ami(e) libérien (ne) pour l'aider à faire la cuisine. Elles échangent sur les ustensiles et leurs activités quotidiennes

Avec votre partenaire,

- 1- identifiez les ustensiles de cuisine que vous utiliserez ;
- 2- parler des actions que vous faites dans la cuisine ;
- 3- échangez sur certaines de vos activités quotidiennes.

Situation d'évaluation (Communication activity2)

Write about your day.

- 1 –I get up at.....
- 2- Then I.....
- 3-After breakfast.....
- 4-I usually.....
- 5-After school I.....
- 6- After that I.....
- 7-Later.....
- 8-I always.....

Situation d'évaluation (Communication activity3)

Read the text and complete the table

A birthday party

Today is Dadie’ s birthday. He is fourteen years old. He is having a party with his friends at home. His sister Brigitte is making some orange juice in the kitchen. His brother Michel r is the Dj. He is playing music. Some girls are dancing on the veranda. Some other friends are coming. They are carrying some presents. Dadie’ s mother is on the yard. She is frying some yams, chicken and fish. They are all having a good time.

	People	What are they doing?
1	Dadie’ s sister
2	Playing some music
3	Some girls
4	Some other friends
5	Frying yams
6	Everybody

Situation d'évaluation (Communication activity4)

Commente aux membres du club d'anglais , des photos de ta famille prise dans la cuisine. Dans ton commentaire :

- indique les noms des ustensiles de cuisine que l'on peut voir,
- dis ce que des membres de ta famille sont entrain de faire dans les photos.
- Précise le role assigne a chaque membre de ta famille dans la maison.