



LEVEL: 6eme

SKILL: Writing

UNIT 3: TIME AND DATE

LESSON 2: What time is it?

SESSION 1

SOURCE: Learn it, do it 6eme

Situation d'apprentissage : En vue de faciliter leurs correspondances sur Internet, les élèves de la 6^{ème} 3 du Lycée Moderne 2 de Daloa décrivent leurs emplois du temps d'un jour ordinaire à leurs correspondants anglophones.

TEACHING POINTS		
<u>VOCABULARY</u> A watch – a clock – time – midday (noon) – midnight – half past – a quarter to	<u>LANGUAGE FUNCTION</u> Asking and telling the time	<u>STRUCTURES</u> What's the time? Or what time is it? It's nine O'clock/ It's midday/ It's midnight/ It's half past ten/ It's a quarter to eleven.

INPUT PHASE

Vocabulary

 a watch	 a clock	 a time	12 :00 midday
24:00 midnight	08:30 half past eight	09:45 a quarter to ten	07:00 seven o'clock

Language function: Asking and telling the time



To know the time, you can ask these questions:

“What time is it? Or what’s the time?”

Answers: It’s Ten **O’clock**;

Or it’s **half past** nine

Or it’s a **quarter to** eleven

Or it’s **midday (noon)** or **midnight**.

PRACTICE PHASE

Activity 1

Write and say the times. Number 1 is an example

1 08:00 Eight O’clock	2 18:45	3 11:30
4 24:00	5 09:15	6 12:00

Activity 2

For each clock in activity 1, ask and give the time. Do it with your neighbour.

Example: 1) A: **What time is it?**

B: **It’s eight O’clock.**



LEVEL: 6eme

SKILL: Writing

UNIT 3: TIME AND DATE

LESSON 2: What time is it?

SESSION 2









SOURCE: Learn it, do it 6eme

Situation d'apprentissage : En vue de faciliter leurs correspondances sur Internet, les élèves de la 6^{ème} 3 du Lycée Moderne 2 de Daloa décrivent leurs emplois du temps d'un jour ordinaire à leurs correspondants anglophones.

TEACHING POINTS		
<p><u>VOCABULARY</u> To eat – a breakfast – a lunch – a dinner – to study – to play – to sleep – to dance</p>	<p><u>LANGUAGE FUNCTION</u> Expressing the near future</p>	<p><u>STRUCTURES</u> A: What is Ali going to do? B: He is going to study his lessons. (to be going to + verb)</p>

INPUT PHASE

Vocabulary

 <p>To eat</p>	 <p>(06:30) Breakfast</p>	 <p>(12:00) Lunch</p>	 <p>(18:00) Dinner</p>
 <p>To play</p>	 <p>To dance</p>	 <p>To study</p>	 <p>To sleep</p>

Language function: Expressing the near future



To say that something is near to happen (the near future), you use:

to be going to + verb







For example: The man **is going to eat** salad.

Question: What is the man **going to do**?

PRACTICE PHASE

Activity

Write about what each of the following people is going to do

 <p>Alicia is going to eat a banana</p>	 <p>The women</p>	 <p>She.....</p>
 <p>Thomas</p>	 <p>Ange</p>	 <p>They</p>

HOMEWORK

At home, write 5 sentences to describe actions you and your family members are going to do.

**CLASSE DE 6^e
ANGLAIS**

CÔTE D'IVOIRE – ÉCOLE NUMÉRIQUE



SKILL: Writing

UNIT 3: TIME AND DATE

LESSON 2: What time is it?

SESSION 3

SOURCE: Learn it, do it 6eme

SITUATION DE COMMUNICATION (Communication activity)

En vue de faciliter leurs correspondances, les élèves de la 6^{ème} 3 du Lycée moderne 2 de Daloa décident d'écrire un paragraphe à leurs correspondants Nigériens dans lequel ils décrivent des actions qu'ils s'appêtent à accomplir. En tant élève de cette classe, et dans ton paragraphe

1. dis les activités que tu vas mener ;
2. donne les heures auxquelles tu vas mener chaque activité.

CONSOLIDATION

EXERCICE 1: Write the appropriate time on these clocks.

- 1) 08:15 = 2) 15:00 = 3) 14:45 = 4) 20:05 =
5) 17:51 = 6) 09:55 =