



Level: 6^{ème}

Skill: Reading

Unit 7: HEALTH AND ENVIRONMENT

LESSON I: BODY HYGIENE

SESSION 1

Source: Learn it, do it 6^e

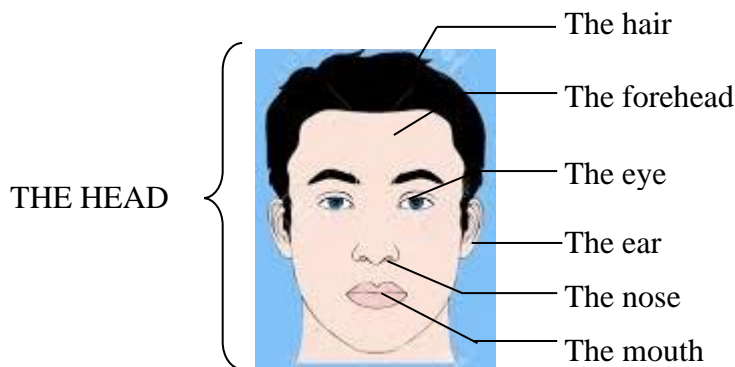
Situation d'apprentissage :

Nous sommes au Collège Municipal Koro. Au cours d'Anglais, les élèves de la 6^e identifient les différentes parties du corps humain afin de les entretenir sainement.

TEACHING POINTS		
<u>VOCABULARY</u> (words related to body parts) head, ear, nose, eye, mouth, tooth/teeth, forehead	<u>LANGUAGE</u> <u>FUNCTION</u> Expressing obligation	<u>STRUCTURES</u> Must / Mustn't I must drink clean water I mustn't drink dirty water

INPUT PHASE

Vocabulary (8min)



Language function (5min): **Expressing obligation**

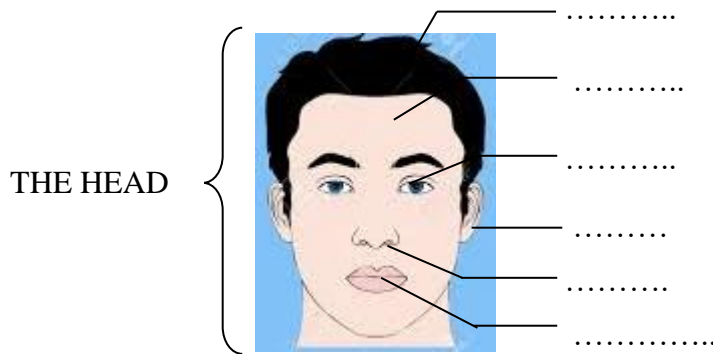
It is an obligation for people to take a bath \implies People **must** take a bath

It is an obligation for people not to drink dirty water \implies People **mustn't** drink dirty water.

PRACTICE PHASE (23 min)

Activity 1: students' work time (7 min); feedback (2 min)

Teacher: class, take out your exercise book on page 104, Learn it, Do it 6ème. Exercise 1, here is a picture of a boy's head with arrows indicating parts. Just write the part name. Do it with your neighbour.



Activity 2: reorder letters to find out the names of head parts (10 min)

Example: A H D E = HEAD

- a- O e n s
- b- o t m u h
- c- e e y
- d- h f r h a o e
- e- r h i a
- f- a h d e

Activity 3: students' work time (10 min); feedback (4 min)

Teacher: still in your exercise book, but now on page 105, Learn it, Do it 6ème. You do exercise 2. You have to describe the picture writing your sentences with must or mustn't. Do it individually and then compare your answers with that of your neighbour. You have 10 minutes and after that I will ask few students to give their answer. Let's go!

Homework (1min)

Teacher asks students to make sentences expressing obligation about different situation that their go through every day at home.



Level: 6^{ème}

Skill: Reading

Unit 7: HEALTH AND ENVIRONMENT

LESSON I: BODY HYGIENE

SESSION 2

Source: Learn it, do it 6^e

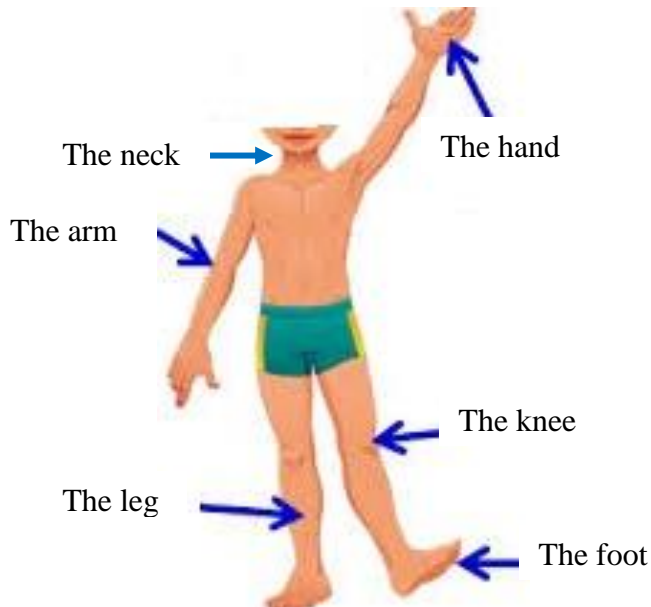
Situation d'apprentissage (Rappel)

Nous sommes au Collège Municipal Koro. Au cours d'Anglais, les élèves de la 6^e identifient les différentes parties du corps humain afin de les entretenir sainement.

TEACHING POINTS		
<u>VOCABULARY</u> (words related to body parts) Fingers ; nail ; arm ; hand ; leg ; foot / feet; neck	<u>LANGUAGE</u> <u>FUNCTION</u> Expressing obligation (Yes / No questions and answers)	<u>STRUCTURES</u> Must I study alone? <i>Yes, you <u>must</u></i> <i>No, you <u>mustn't</u></i>

INPUT PHASE

Vocabulary (8min)



Language function (5min): **Expressing obligation in Yes or No question/answer form**

A: A student is studying his lessons, **must** he do that?

B: Yes, he must

A: A student is eating in the classroom, **must** he do that?

B: No, he mustn't

PRACTICE PHASE (22 min)

Activity 1: students' work time (6 min); feedback (2 min)

Teacher: class, take out your exercise book on page 107, Learn it, Do it 6ème. Exercise 1, there are pictures of the parts of human body. Just write the name of each part below. Do it with your neighbour. You have seven minutes and at the end of timing I will ask some volunteers to give the right answers

Activity 2: students' work time (10 min); feedback (4 min)

Turn each of the following sentences into a question and answer this question. Write you answers like in the example.

Example: 1: A: Must we wash our hands before eating?

B: Yes, we must

1-We must wash our hands before eating.

A-.....?

B-.....

2-People mustn't drink dirty water

A-.....?

B-.....

3-You must filter water before drinking

A-.....?

B-.....

4-We take a shower every day

A-.....?

B-.....

5-A pupil plays football in class

A-.....?

B-.....

6-Aya throws rubbish in the river.

A-.....?

B-.....

Activity 3: reorder letters to find out names of body parts (15 min)

a-k n c e

b- n a h d

c- m r a

d- e g l

e- g f r n e i s

f- n l a i

g- o f t o

Homework (1min)

Teacher asks students to ask questions using the obligation form and giving by the way the answers of these questions following the **Yes** or **No** structure.

**CLASSE DE 6^e
ANGLAIS**

CÔTE D'IVOIRE – ÉCOLE NUMÉRIQUE



Level: 6^eme

Skill: Reading

Unit 7: HEALTH AND ENVIRONMENT

LESSON I: BODY HYGIENE

SESSION 3

Source: Learn it, do it 6^e

Situation d'évaluation 1(Communication activity)

Lors d'un concours de lecture organisé au Collège Municipal de Koro par l'Ambassade des Etats-Unis, les élèves de la 6^e exploitent un texte pour en comprendre le contenu. Faisant partie de ces élèves, réponds aux questions qui suivent en lisant le texte ci-dessous.

Hygiene is very important. To be healthy, these are many things we must do. For example, we must take at least one shower every day. We must brush our teeth and drink safe water from a tap. There many things we must not do. For example, we must not wear dirty clothes, drink water from the river and eat with dirty hands. We must keep our body clean. Our body is a fantastic machine. We must always protect it.

1. What is the text about?

-

 2. What must we do to be healthy?

 3. Say what we must do

 4. What does our body represent?

.....

Situation d'évaluation 2(Communication activity)

Avec ton voisin relis le texte qui décrit des gestes à faire et ne pas faire et complète le avec *must* ou *mustn't*

My doctor says that everyday iwash my hair and face. He also says that I use JAVEL or OMO to wash my eyes and my nose. I put water in my nose.Finally the doctor says that I Protect my eyes against the sun.