



Level: 6^{ème}

Skill: Speaking

Unit 1: AT SCHOOL

LESSON 2: IN THE CLASSROOM

SESSION 1

Source: Learn it, do it 6^e

Situation d'apprentissage











Pendant un cours d'Anglais au Collège Moderne de Koonan, les élèves de la 6^e identifient des objets de la classe et leur emplacement à travers un jeu de question-réponse.

Lesson content

VOCABULARY	LANGUAGE FUNCTION	STRUCTURES
Classroom – board – pen – duster – table – window – door – chair – pen – book – Schoolbag	Asking and giving information about classroom objects:	- What is this? This is/it is a... - What is that? That is/It is a....

INPUT PHASE

Vocabulary (7 min)

 Classroom	 Board	 Chair	 Duster	 Table
 Window	 Door	 Pen	 Book	 Schoolbag

Language function: Asking and giving information about classroom objects

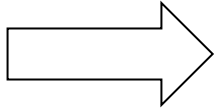

A: What is **this**?

B: **This** is a duster.

/

It is a duster.

(**It's** a duster)

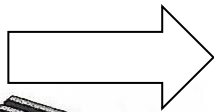



A: What is **that**?

B: **That** is a duster

/

It is a duster.



PRACTICE PHASE

Activity 1: (5 min) Réordonne les lettres suivantes pour former des mots correspondants à des objets de la classe.

Exemple: 1-Window

1-DOWWNI:


2-ROCLASMOS:

3-BLEAT:

4-DROAB:

5-ARICH :

Activity 2: (06 min) Observe les images et réponds aux questions.



1-What is this?

A: It is a classroom

B: This is a classroom

2- What is that?

A:

B:

3- Is it a window?

A:

B: It is.....

4- Is it a chair?

A:

B:

Activity 3 Complete le dialogue suivant entre Ali et Affou.

Ali: Hello! My name is Ali.

Affou: (1).....to meet you, Ali. I am Affou

Ali: Nice to meet you (2).....Look (3)is this boy.

Affou: (4).....is Mrs Balo, the English teacher.

Ali: OK! And who is (5).....boy?

Affou : (6).....is Franck.

Ali: Look, (7).....is that?

Affou: (8).....is the blackboard.

SESSION 2

Source: Learn it, do it 6^e

Situation d'apprentissage (Rappel)

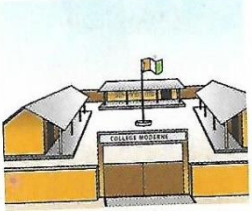







Pendant un cours d'Anglais au Collège Moderne de Koonan, les élèves de la 6^e démontrent leur connaissance des objets de la classe et leur emplacement en les identifiant et les localisant à travers un jeu de question-réponse.

LESSON CONTENT

V O C A B U L A R Y	L A N G U A G E F U N C T I O N	S T R U C T U R E S
School - piece of chalk - box of chalk - desk - teacher - pupils - girl - boy - chair	Answering yes / no questions	Is it a chair? Yes, it is / No, it isn't Are you a boy? Yes, I am / No, I'm not

INPUT PHASE

Vocabulary

			
S c h o o l	C h a l k	B o x o f c h a l k s	D e s k
			
T e a c h e r	P u p i l s	G i r l	B o y

Language function: Answering yes / no questions



A: Is this a chair?

B: Yes, It is

A: Is this a table?

B: No, It is not

/
No, It isn't



A: Is she a girl?

B: Yes, she is

A: Is she a boy?

B: No, she is not

/

No, she isn't

PRACTICE PHASE

Activity 1: (5 min) *Ecris le mot qui convient à chaque image.*



a boy




.....



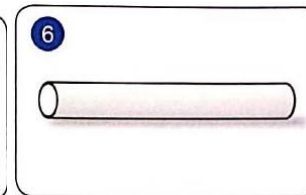
.....



.....



.....



.....

Activity 2: Pose et réponds aux questions sur les images de l'activité 1 comme dans l'exemple

Example: 1- A: Is number one a girl?

B: No, It isn't / it's a girl

Activity 3: Complète le dialogue entre Ali et le professeur.

Teacher: Good morning, Ali!

Ali: Good (1).....Madam!

Teacher: How (2).....you?

Ali: I (3).....fine.

Teacher (4).....you a teacher?

Ali: No, I'm not; I am a (5).....

Teacher: Are you in 6ème?

Ali: Yes I (6).....

SESSION 3

Source: Learn it, do it 6^e

Communication activity (Situation d'évaluation1)

À la fin de la première semaine de cours d'anglais, tu rencontres un élève de la classe de 6^e du Collège Moderne Alassane Ouattara de Ouaninou. A travers un dialogue, parle-lui de ton professeur d'anglais et de ta classe.

1-Présente toi à celui que tu viens de rencontrer ;

2-Demande-lui son nom et celui de son professeur d'anglais;

3-Cite des objets que l'on peut trouver dans ta classe et localise-les.

Communication activity (Situation d'évaluation2)

Ton voisin et toi lisez individuellement la situation suivante. Ensuite, préparez ensemble un dialogue. Puis présentez-le au reste de la classe à l'oral.

Un samedi après midi, à la fête d'anniversaire de l'un de tes amis tu rencontres quelqu'un que tu ne connais pas. Saluez vous et présentez vous l'un à l'autre.

Communication activity (Situation d'évaluation3)

Complete this dialogue between Mrs Balo and her students like in number1.

Mrs Balo: Good afternoon (1) **boys**and (2).....

Pupils: Good afternoon,(3).....

Mrs Balo: Class, listen (4).....is Ali. He's a (5).....And (6).....is Affou. She's a (7).....They are (8).....

Pupils: Are you a (9).....?

Mrs Balo: No, I'm not. I am a (10).....

Pupils: (11)is Ali?

Mrs Balo: He is a (12).....

Pupils: And (13).....is Affou?

Mrs Balo: She is a pupil(14).....